



# INDASA MIXING SYSTEM



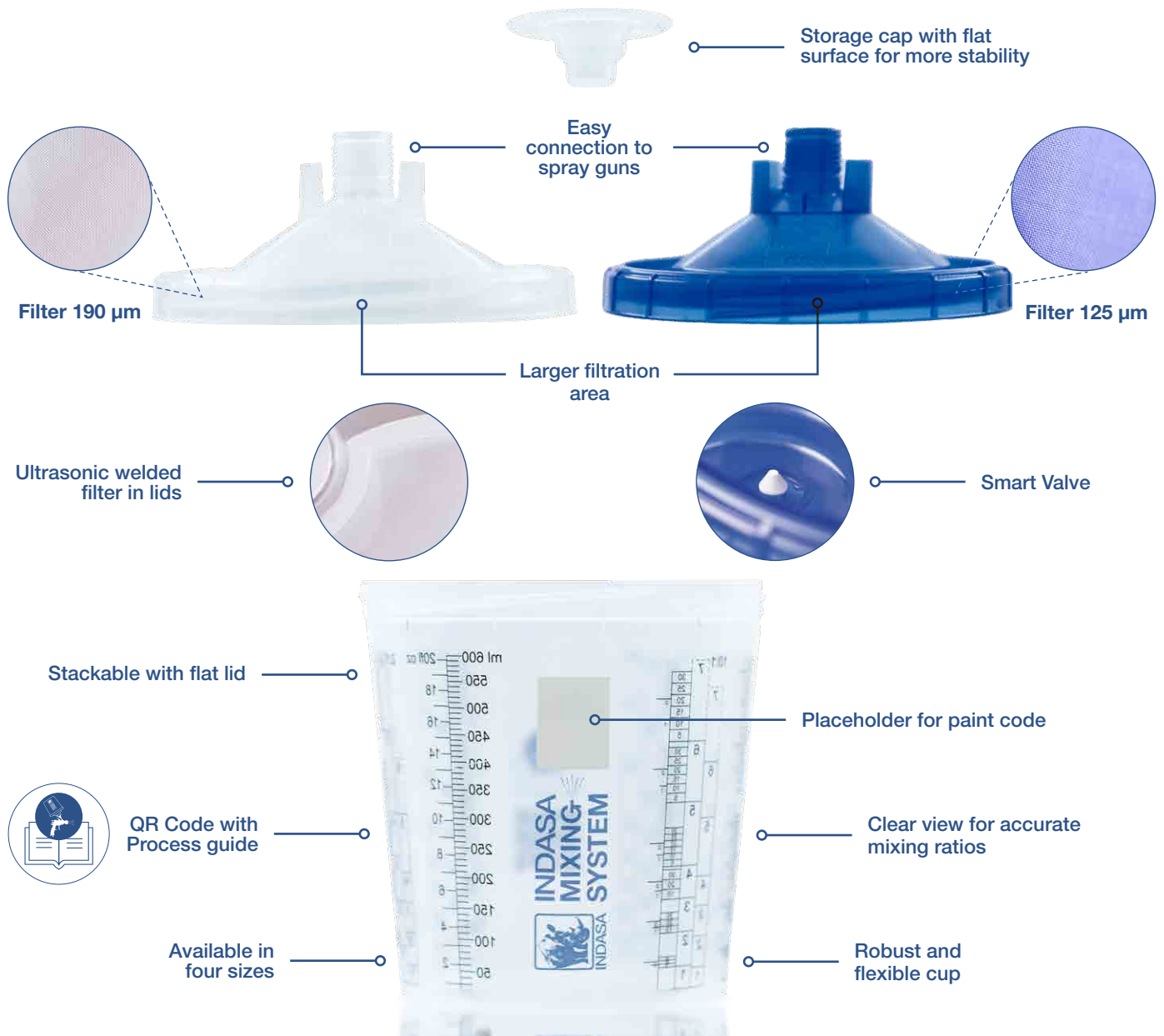
**Effortless** spraying,  
**optimized** flow



# INDASA MIXING SYSTEM

Maximize the productivity of your paint job with **INDASA Mixing System**

Experience effortless convenience with our two-part system, simple and seamless handling every time. Save money and paint without affecting color or coverage.



## Features and Benefits

No liner → No color distortion or pigment concentration

Integrated filter → Fast and secure assembly

Flat lids → Stackable storage

2 part system → Simple handling

Smart Valve → Optimized paint flow

Two available filters → Blue for 125 microns and Clear for 190 microns

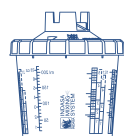
High Grade Polypropylene plastic → Robust and flexible cup

Single use mixing system → Clean parts every job

Clear cup graduation → Calibrated and reliable mixing ratios

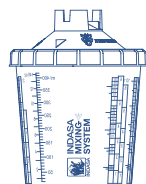
Silicone-free → Confidence in the application

## Technical specifications



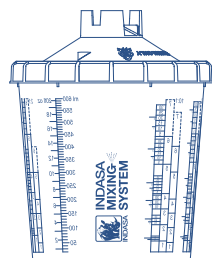
### 200 ml 7fl oz KIT

Part Number	Filter	Included			
611289	190 µm	 Clear filtered lids x 50	 Cups x 50	 Flat lids x 5	 40mm caps x 10
611241	125 µm				
		Blue filtered lids x 50			



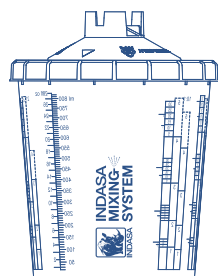
### 400 ml 14fl oz KIT

Part Number	Filter	Included			
611296	190 µm	 Clear filtered lids x 50	 Cups x 50	 Flat lids x 5	 40mm caps x 10
611258	125 µm				
		Blue filtered lids x 50			



### 600 ml 20fl oz KIT

Part Number	Filter	Included			
611302	190 µm	 Clear filtered lids x 50	 Cups x 50	 Flat lids x 5	 40mm caps x 10
611265	125 µm				
		Blue filtered lids x 50			



### 800 ml 28fl oz KIT

Part Number	Filter	Included			
611319	190 µm	 Clear filtered lids x 50	 Cups x 50	 Flat lids x 5	 40mm caps x 10
611272	125 µm				
		Blue filtered lids x 50			

## ACCESSORIES

200 ml 7fl oz	
Part Number	Product
611494	190 µm filtered lids x 50
611418	125 µm filtered lids x 50
611579	Cups x 300
611333	Flat lids x 100

400 ml 14fl oz	
Part Number	Product
611517	190 µm filtered lids x 50
611432	125 µm filtered lids x 50
611593	Cups x 300
611357	Flat lids x 100

600 ml 20fl oz	
Part Number	Product
611531	190 µm filtered lids x 50
611456	125 µm filtered lids x 50
611616	Cups x 300
611371	Flat lids x 100

800 ml 28fl oz	
Part Number	Product
611555	190 µm filtered lids x 50
611470	125 µm filtered lids x 50
611630	Cups x 300
611395	Flat lids x 100

# One INDASA Mixing System, multiple spray guns

We offer a wide range of adapters to suit your needs



To find the right adapter for your spray gun, scan this QR Code or contact your local INDASA partner

## Optimize your paint applications with INDASA Mixing System

### SETUP



Mix paint directly inside the  
**INDASA Mixing  
System Cup.**



Place lid on top of the cup  
and a quarter twist to lock.



Select the right adapter,  
align the spray gun with the  
arrow and push down  
until firmly in place.



Disconnect air line.  
Invert gun and pull trigger  
to release excess paint.



Pull the spray gun upwards  
to disconnect cup from  
the spray gun.



Use the cap or flat lid  
to seal and protect the  
remaining material in  
accordance with  
recommendations of the paint  
manufacturer and with local  
regulations or authorities.

### STORAGE

#### Helpful Tips

**Labeling:** Always label the contents.

**Regulations:** Always comply with your local legislation and guidelines.

**Disposal:** Always dispose in accordance with paint manufacturer's guidelines.

**Health and safety:** Always refer to paint manufacturer's guidelines for the correct personal protective equipment.



INDASA USA, INC.  
salesusa@indasausa.com  
www.indasa-abrasives.com

f in @INDASAUSA

PERFECT FINISH,  
WE KNOW HOW.